


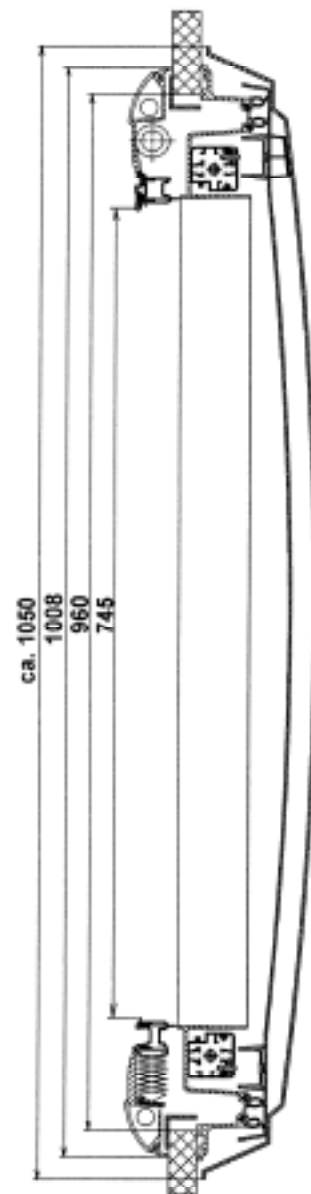
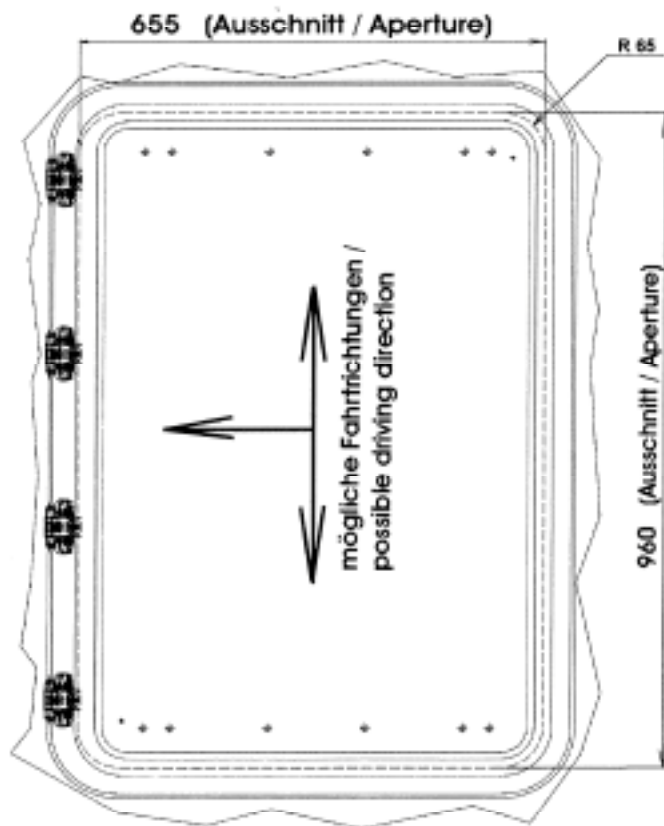
HEKI 4

TECHNICAL DRAWING

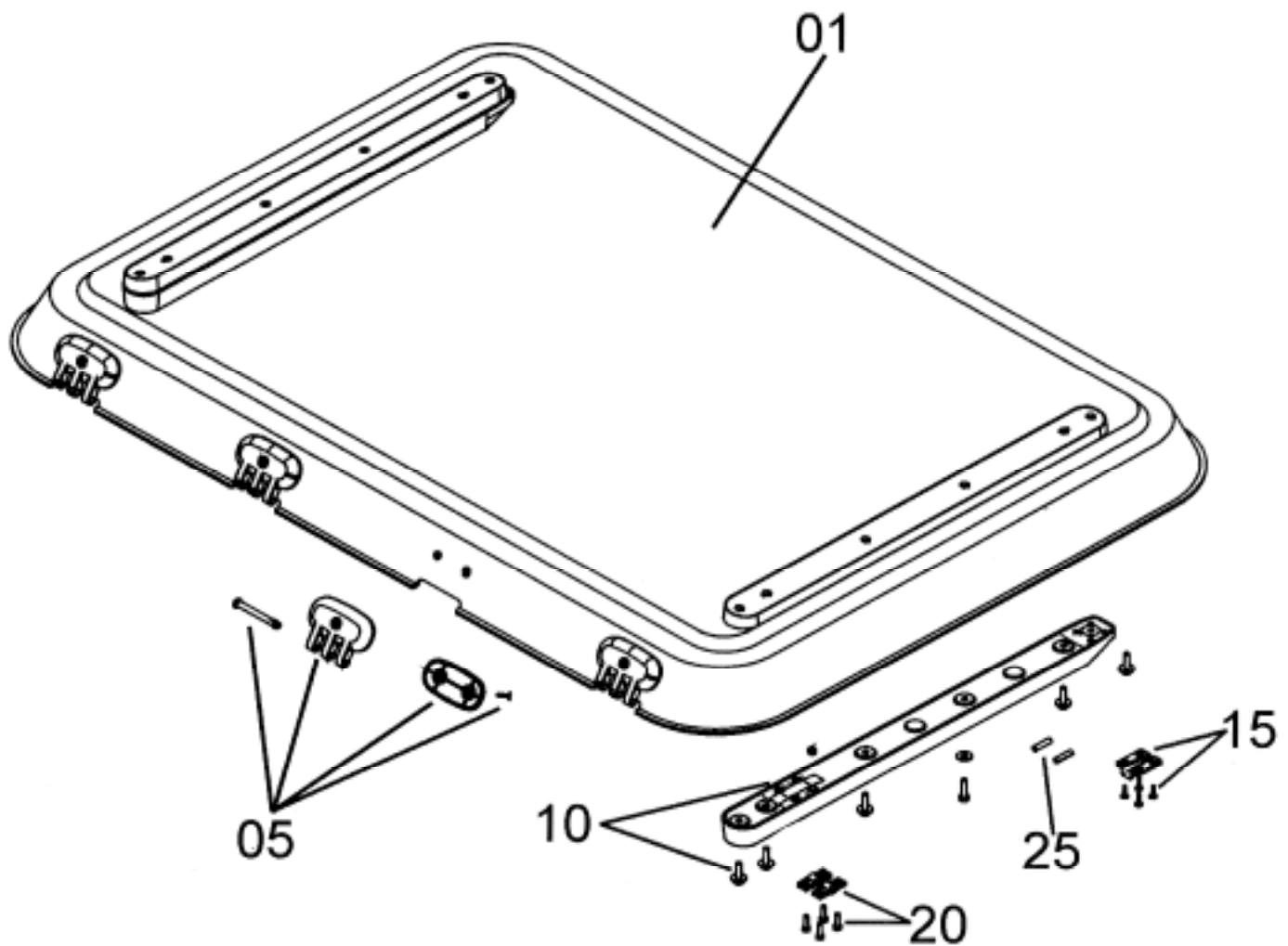


Gewicht / weight: 15 kg

Öffnungswinkel max. /
max. opening: 70°

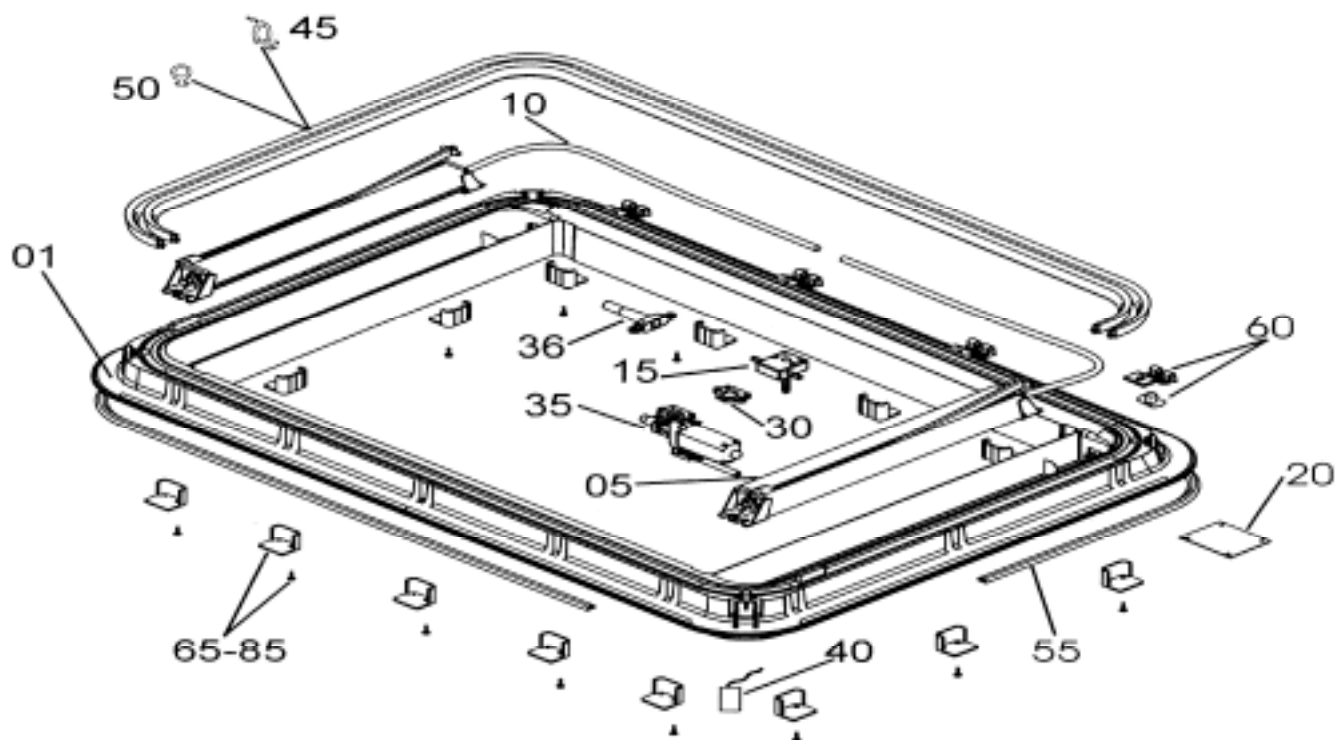


ACRYLIC DOME



	DESCRIPTION	PART No.	PACK UNIT
01	GLAZING PANEL ONLY	BG1274	1
05	HINGE WITH FIXINGS	BG1275	1 SET
10	CONNECTION PLATES WITH FITTINGS(15+25)	BG1331	1 SET
15	GUIDE PLATES WITH FITTINGS	BG1277	1 SET
20	FIXING PROFILE COMPLETE	BG1278	1 SET
25	MAGNETS FOR CONNECTION PLATES	BG1332	1 SET
30	GLAZING PANEL COMPLETE *ALL PARTS ABOVE*	BG1333	1

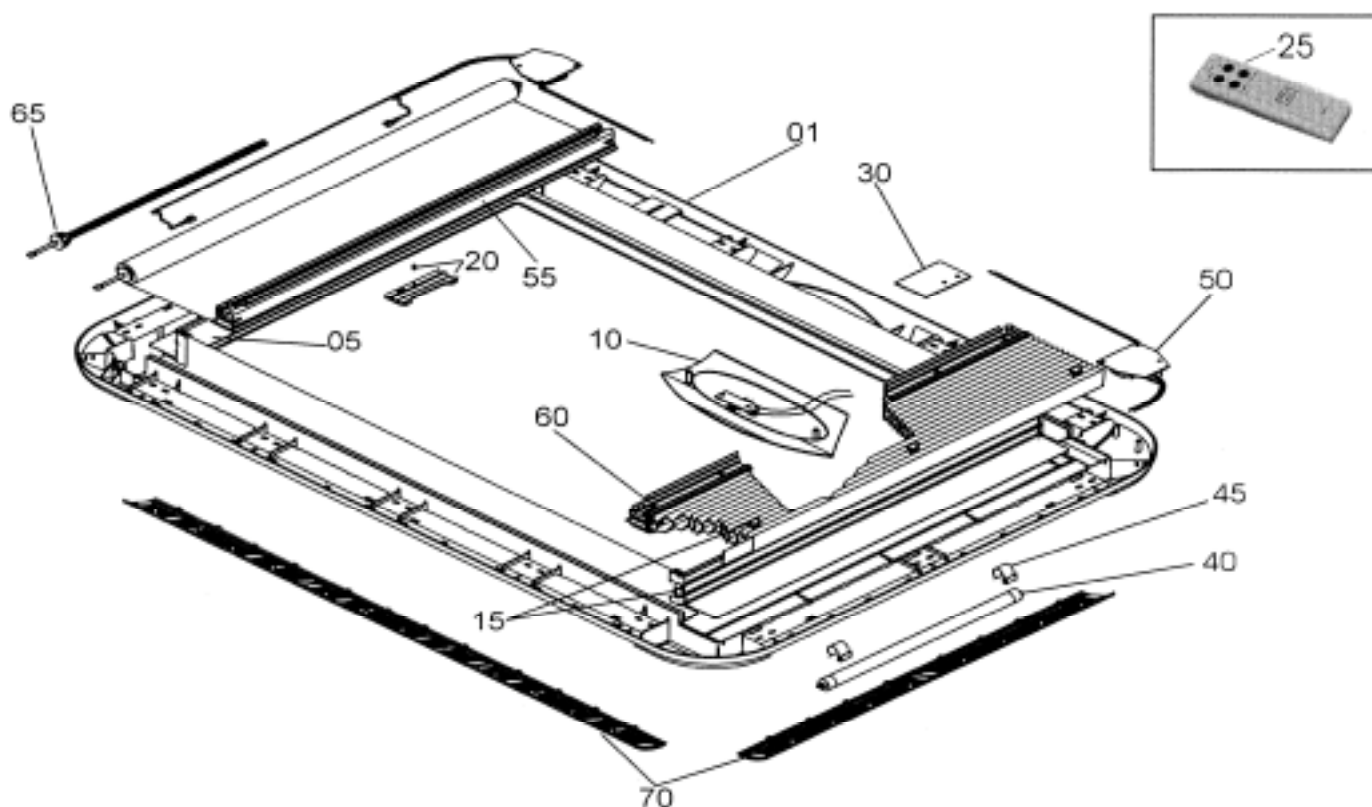
EXTERIOR FRAME



STANDARD COLOURS	CODE	*MANUFACTURERS ONLY
RAL7035 LIGHT GREY*	9	
RAL9001 CREAM	25	

	DESCRIPTION	PART No.	PACK UNIT
01	EXTERIOR FRAME ONLY	BG1256	1
05	DRIVE MECHANISM	BG1283	1 PAIR
10	AXLE DRIVE SHAFT	BG1258	1 PAIR
15	GEAR MECHANISM	BG1284	1
20	ELECTRONIC CONTROL	BG1282	1
30	HOLDING DEVICE FOR MOTOR	BG1336	1
35	MOTOR - ELECTRONIC	BG1337	1
36	EMERGENCY CRANK	BG1338	1
40	RAIN SENSOR	BG1339	1
45	SEAL NO VENT	54OE12	5 Meters
50	SEAL WITH VENT	54OE07	5 Meters
55	PROFILE SEAL	55OE23	5 Meters
60	HINGE DEVICE	BG1259	1 SET
65	MOUNTING KIT(25-32mm)GREY	ZUB1347	1 SET
70	MOUNTING KIT(32-39mm)BLACK	ZUB1348	1 SET
75	MOUNTING KIT(39-46mm)YELOW	ZUB1349	1 SET
80	MOUNTING KIT(46-53mm)BLUE	ZUB1350	1 SET
85	MOUNTING KIT(53-60mm)RED	ZUB1351	1 SET
90	EXTERIOR FRAME COMPLETE	BG1341	1

INTERIOR FRAME



STANDARD COLOURS	CODE	
RAL7035 LIGHT GREY*	9	*MANUFACTURERS ONLY
RAL9001 CREAM	25	

	DESCRIPTION	PART No.	PACK UNIT
O1	INTERIOR FRAME ONLY	BG1720	1
O1	INTERIOR FRAME COMPLETE WITH WIRING	BG1724	1
O5	COVER INTERIOR FRAME	BG1262	1 SET
10	ELECTRONIC DRIVE COVER	BG1281	1
15	SPRING CLIP	BG1113	1 SET
20	SEESAW SPRING	BG1264	1
25	REMOTE CONTROL	BG1287	1
30	ELECTRONIC CONTROL	BG1282	1
40	LAMP 12V 8 WATT	BG1268	1
45	LAMP HOLDER	BG1269	1 SET
50	ELECTRONIC SWITCH BOX	BG1270	1
55	FLYNET COMPLETE	BG1271	1 SET
60	BLIND COMPLETE	BG1772	1 SET
65	SPRING MOTOR	FM1002	1
70	VENT PROFILE/COVERS GREY	ZB102609	1 SET
70	VENT PROFILE/COVERS CREAM	ZB102625	1 SET

